

Exchange Report

Copenhagen Business School 2019-2020 Fall Semester Exchange



Wong Man Pan
Year 3 (GBUS & ECON)

CBS  **COPENHAGEN
BUSINESS SCHOOL**
HANDELSHØJSKOLEN



Table of Contents

Part 1 Monthly Activity Log.....	1
Part 2 General Exchange Information.....	3
Part 3 Items to Bring.....	6
Part 4 Useful Links.....	7

Part 1 Monthly Activity Log:

September:

I arrived in Copenhagen on 31st August, where I missed the orientation activities organized by CBS. Thankfully my buddy picked me up at the airport, got me the dormitory key and guided me through different problems I had in the first place. After setting down, I joined a few friends of mine to explore the city. We visited several museums, churches and had the delicious open sandwiches, which is a signature dish in Denmark. Before the semester started, I also rent a bike in Swapfiet and purchased the metro card (Octopus Card in Hong Kong) as they are very essential for transportation. During the second weekend in September, a few friends and I had a refreshing trip to Hungary, Austria, Slovakia and Czech.



October:

Since I took a course in Q1, I had my first oral exam on CBS in the middle of October. It was completely different from any other exam formats in HKUST, where you need to interact with the professor to express your views on several chosen topics that are covered in the course syllabus. It was definitely a new and exciting experience for me! After the exam, there was a 7-day study break. I took this opportunity to travel to Paris and Belgium. In Paris, I went to the European Volleyball Champion League to witness the fantastic battle between France and Serbia. While I also visited several small towns such as Ghent and Dinant in Belgium.



November:

As the semester went on, I continued to attend different lectures and tutorial classes during the month. As most courses would finish at the end of November, it was also the time for me to prepare for the final exams and topics of different exam papers. In my spare time, I also traveled to other European countries with my friends who were on exchange in Europe. We went to Cologne and Munich in Germany. Both places were absolutely amazing in terms of the food, the culture, and the people there. In Munich, we also went on a tour to Dachau Concentration Camp to gain a better understanding of the history of Jews and the war crime of Germany in WWII. If you are going to visit other places in Munich, Neuschwanstein Castle is definitely a tourist spot u cannot miss!



December:

In December, most of the courses had already finished. Since I have one written exam and two exam papers to submit, I need to firstly get my paper topics approved by the professors and revise for the examination in Copenhagen. In general, professors and staff in CBS are very welcoming to any questions. If you are confused with any examination issue, they are also here to help you. Besides revision, I also traveled to several cities in Switzerland, i.e. Zurich, Bern, and Interlaken. I spent two days in Jungfrau for the stunning mountain and snow scenery. Afterward, I also spent a few days in Italy to visit Milan, Bergamo, and Crema, where the classic: Call Me by Your Name was filmed at.

After the examination, I had my last trip to Poland and Sweden in Europe. Instead of Warsaw, I traveled to Krakow in Poland because of the famous Auschwitz Concentration Camp. Besides the history, I would say Krakow is definitely one of my favorite cities in Europe for its food and charisma. While Stockholm in Sweden is similar to Copenhagen, which is highly urbanized

and modern. These trips and experiences in Copenhagen marked the end of my exchange journey and went back to Hong Kong in late December.



Part 2 General Exchange Information:

Visa Procedures:


I am a holder of HKDI passport. Like other Hong Kong passport holders, I applied for the visa in the Shenzhen Visa Application Center. In advance of visiting the center, you will have to submit an online application via Denmark's governmental website. A series of supporting documents shall be submitted in person in the center later on as well. Normally, you don't need to submit your passport if you are holding a Hong Kong passport. While HKDI holder would have to do so. After roughly a month, the visa would be sent to your registered address by post.

International Services & Activities:

Before the orientation period, you could sign up on CBS's portal for a buddy. Upon arrival, your buddy would guide you through essential matters such as the campus location and dormitory. Prior to the commencement of the new semester, you could join the Danish Language Crack Course in August. There is also another paid orientation program (750DKK) offering various night activities.

Coming down to the last week of August, it is the official orientation week where staff from CBS would arrange different activities for you to get familiar with the school facilities, class schedule, student party and so on. The participation is compulsory and it would be a good chance for you to meet new friends.

Accommodations:



I would say CBS International Housing Office has done a great job on accommodation for the international students. Prior to the accommodation application, they would send you a detailed guideline covering everything you need to know about housing in Copenhagen. All you need to do is to follow the guideline and submit your application before the deadline. Even if you are not allocated with a student dormitory, CBS would also help you to find private accommodation in the market.


During my exchange, I stayed in Kathrine Kollegiet. I lived in a medium-sized single room with my own kitchen and bathroom. The location of this dormitory is perfect, as it is only a 5-minute walking distance from the CBS Flintholm campus and a 10-minute cycling distance from the main campus. Several supermarkets and restaurants are located near my dormitory as well. Because of this, the monthly rent of Kathrine Kollegiet is also comparatively higher than other student dormitories.

Course Registration:

In April after you receive the confirmation that you are going on an exchange to CBS, normally you can already see the CBS course description for the upcoming semester. Based on your major requirement and preference, you may start your course registration in CBS through its registration system in possibly May. Prior to the course registration, you always map the courses you would like to enroll in HKUST to see if they are qualified for credit transfer you are back from the exchange. In June or July, a second round of course application would open for any requests for change or the students who missed the first round of application.

Teaching and Assessment Methods:

I attended 4 courses in CBS, where I see the teaching style is quite similar to HKUST ones, while CBS has a stronger focus on small-class teaching and active participation from the students. You would always see students raising their hands and ask questions during the lecture. Another thing to notice is that you may want to go to class a little earlier than the class beginning time, as the classroom can often get very crowded with enthusiastic students. While assessment methods could vary a lot. I had one oral exam, two exam papers and one written exam. The examination rule is very easy to follow as CBS has very clear guidelines on different types of exams on its website.



Sports and Recreation Facilities:

CBS provides different sports clubs and societies where you can apply through its online system. Personally, I did not join any of these. However, it is crucial to maintain good wellness during the exchange, thus I bought a yoga mat and had routine yoga exercise in my dormitory.

Finance and Banking:

I didn't apply for a bank account in Denmark because it charges an extra fee for opening accounts. Instead, credit cards are very convenient to use in Copenhagen because the city is known as a cash-less city. I would strongly recommend you to bring two or more credit cards/debit cards with you during your stay in Denmark and trips in Europe. The currency in Copenhagen is Danish Krone. If you intend to use cash for your local expenses, most local shops and restaurants would prefer Danish Krone to Euros. While it is suitable to bring some Euros for traveling purposes.

Social Clubs & Networking Opportunities:


Besides networking events organized by the student societies and CBS before the semester begins and during Christmas, they are also numerous external clubs and societies in Copenhagen you can join. Personally, I did not join any external clubs, while I knew a few friends of mine joined the volleyball club in Copenhagen where he built up a lot of valuable friendships with the locals and ex-pats here.

Health and Safety:

Denmark should be one of the safest countries in the world. You don't need to worry too much about social security. If you need any medical service, you can always go to your assigned clinic with your CPR number for free. Nonetheless, you should always be aware of your property and your own safety at any time, especially if your dormitory is located around the less developed areas.

Food:

I seldom dine outside as the food in Copenhagen is quite pricy and they do not fit my Asian appetite. However, open sandwiches in Copenhagen is definitely worth a try as it is the



signature dish in Denmark. I would often invite my friends for lunch or dinner. It is warm and cozy to cook and share the food together. Lidl is a very good supermarket for cheap daily necessities and supplies. If you yearn for some Asian ingredients, you can always find some Asian supermarkets in the city center.

Transportation:

Transportation in Copenhagen is extremely efficient. Metro runs for 24-7 while the train schedule is similar to the one in Hong Kong's MTR. You can always ride a bike to travel around the city at ease. One of the major reasons why exchange students in Copenhagen are most likely frequent travelers in Europe is that the airport is only a 30-minute metro distance from the CBS main campus.

Climate:

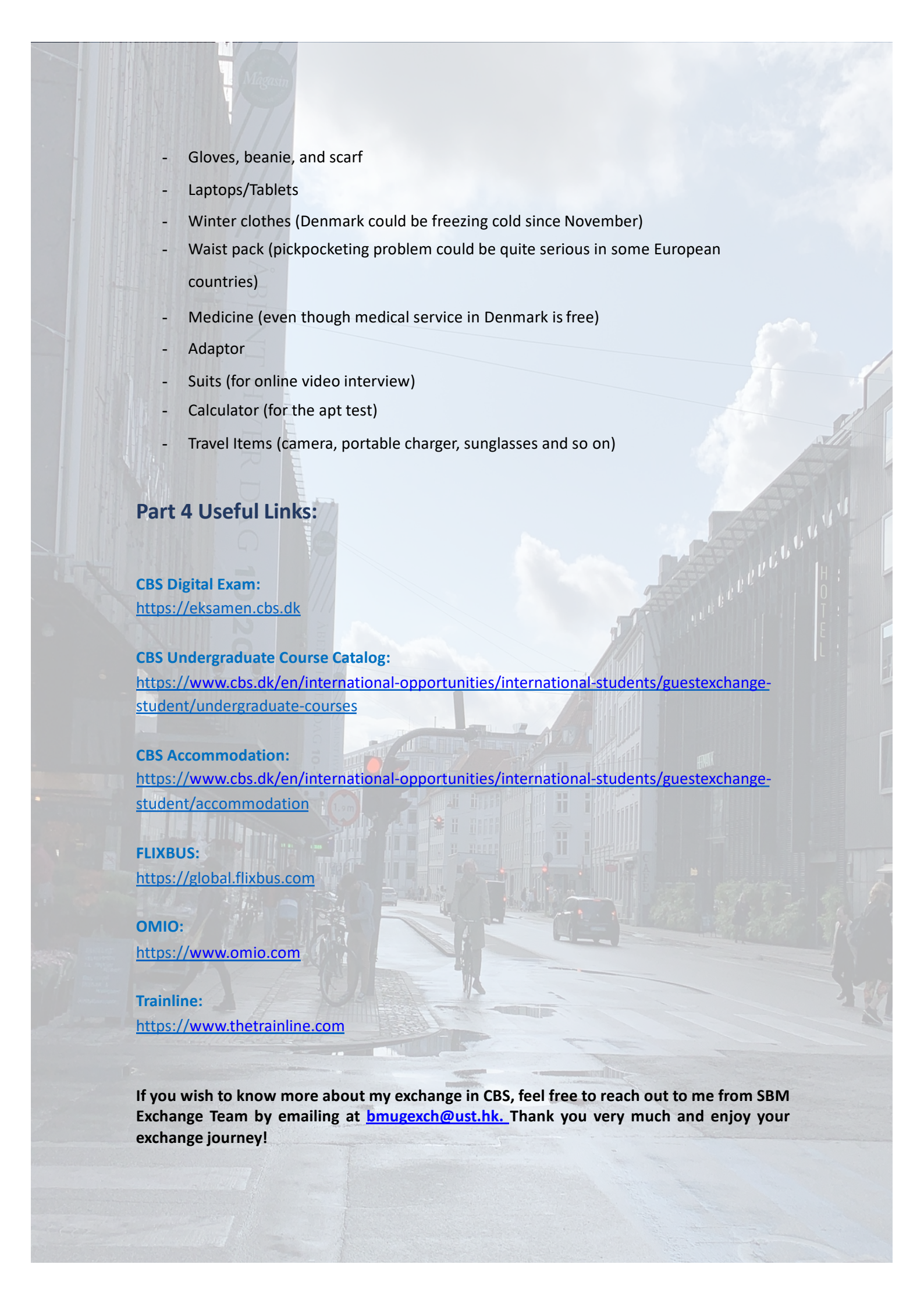
The climate of Copenhagen in August is very comfortable at around 20 to 25 degrees Celsius. Shorts and T-shirts are perfectly fine for August and September. As time goes on, the weather would get as cold as 1 degree Celsius or even below zero in December. Make sure you bring enough winter clothes to Copenhagen. Don't forget to bring a pair of gloves, beanie, and scarf to protect your hands and ears during the winter.

Communication:

In the welcoming pack, there is a free Lebara sim card given to you by CBS. You can use this sim card for data browsing and communication purposes in Copenhagen. If you further purchase a data package online on the Lebara website, you could also enjoy data usage in Europe, which is extremely useful for traveler.

Part 3 Items to Bring:

- Cash (Danish Kroner while Euro and USD are optional)
- Duffle bag/Cabin-size luggage for traveling
- Credit Card/Debit Card (crucial as you can pay by credit card nearly anywhere in Denmark and Europe)

- 
- Gloves, beanie, and scarf
 - Laptops/Tablets
 - Winter clothes (Denmark could be freezing cold since November)
 - Waist pack (pickpocketing problem could be quite serious in some European countries)
 - Medicine (even though medical service in Denmark is free)
 - Adaptor
 - Suits (for online video interview)
 - Calculator (for the apt test)
 - Travel Items (camera, portable charger, sunglasses and so on)

Part 4 Useful Links:

CBS Digital Exam:

<https://eksamen.cbs.dk>

CBS Undergraduate Course Catalog:

<https://www.cbs.dk/en/international-opportunities/international-students/guestexchange-student/undergraduate-courses>

CBS Accommodation:

<https://www.cbs.dk/en/international-opportunities/international-students/guestexchange-student/accommodation>

FLIXBUS:

<https://global.flixbus.com>

OMIO:

<https://www.omio.com>

Trainline:

<https://www.thetrainline.com>

If you wish to know more about my exchange in CBS, feel free to reach out to me from SBM Exchange Team by emailing at bmugexch@ust.hk. Thank you very much and enjoy your exchange journey!